

Games to Play

Learning to listen is very important in speech sound development.

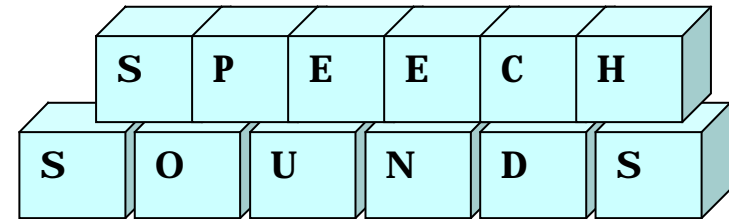
- Encourage your child to make lots of sounds.
ANIMAL TRANSPORT ACTION
"moo" "brum brum" Drum "bang"
"woof" "choo choo" Slide "whee"

- Hide musical instruments – make a sound and your child has to match it. Swap round. (You could make your own instruments!)

- Play a copying game and see if your child can copy some sounds after you. You could use a mirror and try some funny faces too!

- When you look at picture books with your child, tell him/her which sounds some of the pictures begin with, eg "f" for fish.

- If your Speech and Language Therapist gives you pictures to represent some speech sounds, eg snake = 's', you could try:
 - Making a scrapbook using pictures cut out from magazines and catalogues. Choose a few sounds and sort the pictures according to the first sound.
 - Make a sound and see if your child can find the picture to represent the sound.



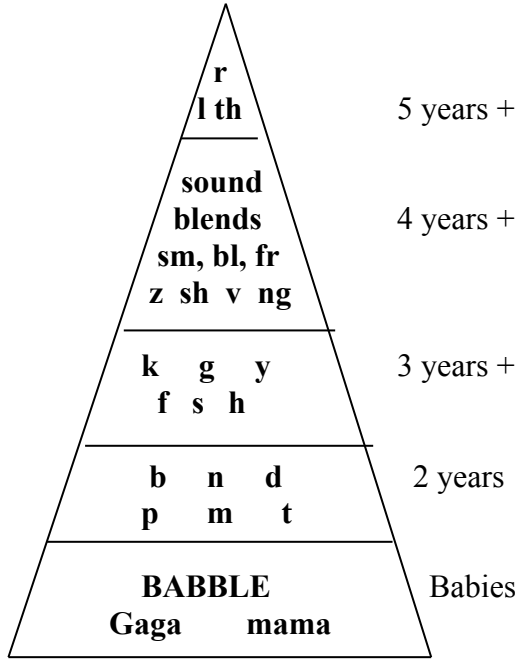
Children pass through stages in lots of areas of development, eg sitting before walking. Speech sounds develop in stages too and some develop before others.

Many children can use most speech sounds in words by 6 or 7 years old.

This leaflet provides information on how speech sounds develop and how to help your child.





Your Speech & Language Therapist is
..... Tel:

Speech Sounds



Many children follow through these stages but they may not learn the sounds in this order.

Children who have difficulty with speech sounds may replace some sounds with others or miss sounds out of words, eg

SUN	BED	CAR	SPOON
			
“Dun”	“Be”	“Tar”	“Poon”

How to help

If your child has difficulty saying certain sounds, here are some points to remember:

- ❑ Repeat the word back to your child so that they can hear it said clearly, eg:

Child:	“There’s a tar”
Adult:	“Yes, a car”
- ❑ If you cannot understand your child, encourage him/her to show you, use actions, mime or point. You could also ask questions, such as, “Is it about nursery?” and “Do you want to play with cars or trains?”
- ❑ Your Speech and Language Therapist may give you pictures to represent different speech sounds. You can teach your child to choose the right picture when you say a sound.
- ❑ All-day use of bottles and dummies can stop your child being able to make some sounds, can cause more ear infections and can be bad for teeth.

**REMEMBER:
TALKING IS FUN**